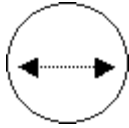


How to Measure Your Posts for Bollard Sleeves and Signs

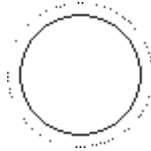
For a complete list of products, visit JPSiteExperts.com



1. Measure the **CIRCUMFERENCE** (distance around the post) Round up to the nearest $\frac{1}{4}$ ". Examples: (12-5/8" round up to 12-3/4") (14-3/8" round up to 14-1/2") (19-7/8" round up to 20") in circumference.

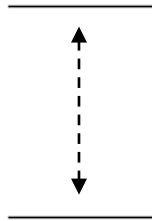


 Outside diameter
 in inches



 Circumference in inches

2. Measure the **HEIGHT** from ground to edge of steel post (not to the top of the cement cap).



Height in inches _____

Qty. of this size _____
 (prices may vary with size)

Please email or fax measurements to J&P Site Experts at the number below with the following information:

 Full Company Name

 Shipping Address

 Company Address

 Shipping City, State & ZIP

 Bill To: Email Address

 Purchase / Job Order #

 City, State, ZIP

 Color Requested
 (Custom Colors at additional cost)

 Contact Person's Name

 Signature*

 Contact Person's Email Address

Please ensure that all measurements are correct. Shipping, handling and restocking charges of 30 percent of the total apply for product returned due to inaccurate measurements.

 Contact Person's Phone

**NOTE: Your signature certifies the accuracy of the measurements above and serves as a Purchase Authorization to order product. If measurements are not accurate and replacement product is required restocking fees and shipping charges will be applied. Some size covers are not returnable. Custom colors are not returnable.*